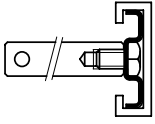
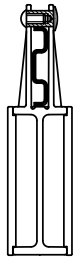


• Types of guides using our 40x8 metal profile.

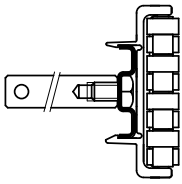
Part. S0539



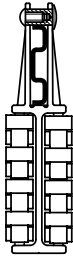
Part. S0605



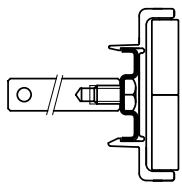
Part. S0580



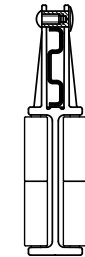
Part. S0557



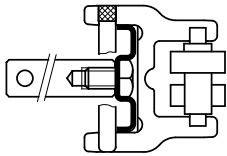
Part. S0581



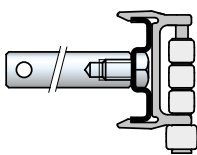
Part. S0585 - S0597



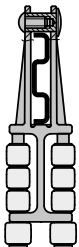
Part. S0628 S



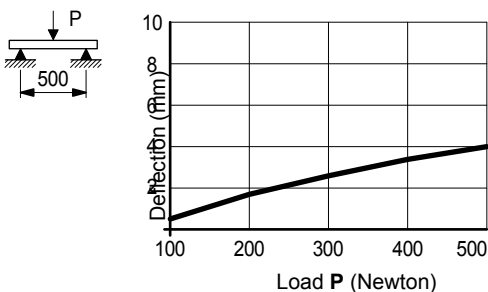
Part. S0733



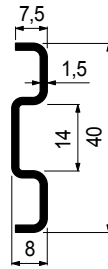
Part. S0721



• Deflection of Part. S0537



## ■ Metal profile 40x8



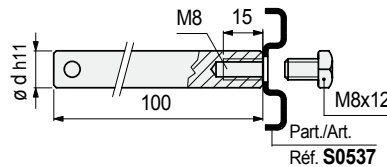
Material	Length L mm	Code
Austenitic stainless	3209	689231
steel	6425	689241

- Min. curvature radius: 500 mm.
- Weight: 0,72 Kg/m.
- Packaging: 19,25 metres (in 3209 mm length), 19,27 metres (in 6425 mm length).
- Accessories:



Guide rail bending machine (manual)  
Part. S0218.

## ■ Bolts set



pin dia. d mm	Code	Weight kg/m
12	684641	0,12
14	684651	

- Material: austenitic stainless steel.
- State of supply: complete with screw M8 x 12.
- Packaging: 24 pieces.

## Part. S0537



## Part. S0535



● Best Seller

● Standard

● On request: minimum quantity may apply. Consult our Customer Service for availability.

Item code for order = Part. + Code